

# BSIR 2018

ANNUAL MEETING

## DELEGATE HANDBOOK

14TH-16TH NOVEMBER 2018  
BOURNEMOUTH INTERNATIONAL  
CONFERENCE CENTRE,  
BOURNEMOUTH

BSIR Secretariat - British Society of Interventional Radiology (BSIR),  
63 Lincoln's Inn Fields, London, WC2A 3JW  
Tel: +44 (0)20 7406 5998 | [www.bsir.org](http://www.bsir.org)



British Society of  
Interventional  
Radiology

## CORPORATE SPONSORS

---

BVM

24 hours a day

Boston  
Scientific

Medtronic

## MAJOR SPONSORS

---



BTG

Guerbet



Contrast for Life

SIRTeX



Penumbra



# CONTENTS

---

PAGE	CONTENTS
4	Welcome to BSIR 2018
5	General Information
6	Faculty Lists
7-8	Programme - Day 1
9	Scientific Sessions 1 & 2
10-11	Programme - Day 2
12	Scientific Sessions 3 & 4
13	Programme - Day 3
14	Scientific Sessions 5 & 6
15	Trainee Day Programme
16	Educational Lounge Session Timetable
17-19	Poster List - Scientific
20-22	Poster List - Educational
23	BSIR Annual Meeting 2019 - Meeting Announcement
24	Sponsors List
25	Floor Plan - Purbeck Hall
26-28	Notes
29	BSIR IOUK Meeting 2019 - Meeting Announcement
29-35	Adverts
36	Floor Plans - BIC

PLEASE VISIT THE BSIR 2018 MICROSITE:

**meeting.bsir.org**



# WELCOME TO BSIR 2018

---

## BSIR ANNUAL SCIENTIFIC MEETING 14TH-16TH NOVEMBER 2018 BOURNEMOUTH INTERNATIONAL CONFERENCE CENTRE

Welcome to The British Society of Interventional Radiology (BSIR) Annual Scientific Meeting 2018, 14 to 16 November in the Bournemouth International Conference Centre. The meeting provides a great opportunity to present, discuss and spread innovative research, practices and technical developments amongst interventional radiologists, trainees, allied health professionals and industry partners.

The meeting has kept its focus on hot topics including prostate artery embolization, stroke thrombectomy, national guidelines and their applications, liver regeneration techniques, research & patents in IR, and various other topics. Feedback from previous meetings has led to an increase in the range of masterclasses and workshops, and fundamental sessions have been introduced. The master classes allow hands-on and interactive learning in various areas such as embolics, biliary stenting, EVAR planning, stroke thrombectomy and image guided ablation. In addition, there are also interactive sessions on, paediatric intervention including consent, paediatric nephrostomy and venous access, clinical coding for IR procedural reimbursement, TIPS, closure devices, biopsies and drainages.

We are privileged to have a range of international speakers coming from all around the globe ranging from USA to Singapore. This includes Prof Charles Ray Jr (immediate past president of Society of Interventional Radiology), Prof David Madoff (Weill Cornell Medicine) and Dr.Sandeep Punamiya (Tan Tock Seng hospital) . This year the Gold Medal will be awarded to Prof. Duncan Ettles from Hull Royal Infirmary. The Wattie Fletcher lecture will be delivered by Dr.Nigel Hacking from Southampton on 'Thinking outside the box'.

Separate sessions for nurses and radiographers will be offered by the Society of Interventional Radiology Nurses and Radiographers (SIRNR) and the British Society of Interventional Radiologists in Training (BSIRT) is hosting a parallel programme for Medical Students and Foundation Year doctors with an interest in interventional radiology.

Bursaries and essay competition prizes are being awarded to students and junior doctors to support attendance at the meeting.

Please remember to visit our industry partners located in Purbeck Hall and support the industry led sessions in the Educational Lounge. The meeting provides a unique opportunity to learn in a friendly and informal environment from leaders in the field, to network with national and international colleagues as well as having some fun during the social programme.

**Dr Raghuram Lakshminarayan**  
**BSIR SPC chair**

**Prof Tze Wah**  
**Incoming BSIR SPC chair**

**Dr Lakshmi Ratnam**  
**BSIR SPC member**

**Prof Hans-Ulrich Laasch**  
**Past BSIR SPC Chair**

**Dr Vinod Shenoy**  
**Incoming SPC member**



# GENERAL INFORMATION

---

## SOCIAL EVENTS

A drinks reception will take place on Wednesday 14th November 2018 at approximately 6pm. This will be an ideal networking opportunity for sponsors, faculty and delegates.

The BSIR 2018 Annual Dinner will take place on Thursday 15th November 2018 at 7:45pm in the Bournemouth Pavilion Theatre Ballroom, Westover Road, Bournemouth BH1 2BU. Tables will be hosted by BSIR council officers. Please collect a dinner ticket from Registration if you wish to attend.

## MICROSITE

The BSIR ASM 2018 Microsite can be accessed from your mobile phone or tablet via your internet browser. Please type the following url into your address bar: **meeting.bsir.org**

Instructions on how to save the microsite to your mobile or tablet homescreen and instructions on how to utilise the microsite are available on the BSIR website (link below) or on the microsite itself.

[www.bsir.org/meetings/bsir-meeting-microsite/](http://www.bsir.org/meetings/bsir-meeting-microsite/)

## SOCIAL MEDIA HUB

NEW THIS YEAR: The BSIR Social Media Hub is located in the Purbeck Foyer next to Registration. Here you can view and browse the BSIR Facebook, Twitter and Instagram accounts via dedicated BSIR tablets. We fully encourage you to Follow, Like, Share and Comment on both our social network accounts, during and after the meeting. Tag your meeting related comments with **#BSIR2018** and they will be uploaded to our microsite, giving you a greater chance of networking opportunities and initiating discussion/debate with your fellow delegates. Go on – we would love to hear from you!



: @BSIR\_News



: /bsir.org



: /bsirnews

## CPD & EVALUATION

To collect your CPD and certificate of attendance – visit [bsir.org](http://bsir.org) and evaluate the meeting. A digital certificate will be generated and sent to your email address. If you are a BSIR member it will also be available in your members locker.

## EDUCATIONAL LOUNGE

The Educational Lounge, located in Purbeck Hall, will host sponsor/industry led sessions during the meeting. The timetable, including session titles and presenters, can be viewed on page 16.

## MASTERCLASSES/WORKSHOPS/FUNDAMENTALS

The Masterclass, Workshop and Fundamental sessions in the meeting programme should be booked prior to attending. Spaces will be limited. These can be booked at registration on Wednesday 14th November 2018

## AV

Opening and Closing Times: 3pm – 6pm 13th November 2018  
8am – 6pm 14th November 2018  
8am – 6pm 15th November 2018  
8am – 2pm 16th November 2018

Location: Westbourne Suite, BIC Bournemouth

## REGISTRATION

Opening and Closing Times: 8am – 6pm 14th November 2018  
8am – 6pm 15th November 2018  
8am – 2pm 16th November 2018

Location: Purbeck Foyer

# FACULTY LISTS

## BSIR FACULTY

Dr Alex Barnacle  
Dr Andrea Phillips  
Dr Angela Rodgers  
Dr Anthie Papadopoulou  
Dr Chris Hammond  
Dr Clare Bent  
Dr Conrad van Stempel  
Dr Craig Jobling  
Dr Damian Mullan  
Dr Dare M Seriki  
Dr David Breen  
Dr David Kay  
Dr Dinuke Warakaulle  
Dr Fatemeh Sakhinia  
Dr Fiona Miller  
Dr Gareth Davies  
Dr Graham Robinson  
Dr Hilary White  
Dr Homoyon Mehrzad  
Dr Ian McCafferty

Dr Jai Patel  
Dr Jim Simpson  
Dr Jon Bell  
Dr Joo Young Choon  
Dr Lakshmi Ratnam  
Dr Mark Bratby  
Dr Mo Hamady  
Dr Nadeem Shaida  
Dr Narain Karunanalhy  
Dr Neil McGuire  
Dr Nick Railton  
Dr Nigel Hacking  
Dr Paul Scott  
Dr Peter Littler  
Dr Philip Haslam  
Dr Prem Patel  
Dr Raghuram Lakshminarayan  
Dr Raj Bhat  
Dr Ram Kasthuri  
Dr Raman Uberoi

Dr Rob Allison  
Dr Rob Williams  
Dr Robert Stockwell  
Dr Ross Tapping  
Dr Said Habib  
Dr Sapna Puppala  
Dr Steve Goode  
Dr Tarun Sabhawal  
Dr Teik Choon See  
Dr Timothy Bryant  
Dr Trevor Cleveland  
Dr Uday Patel  
Dr Vinod Shenoy  
Dr Vivek Shrivastava  
Dr Will Adair  
Ms Jill Cockrill  
Prof Duncan Ettles  
Prof Hans-Ulrich Laasch  
Prof Tze Wah

## INVITED FACULTY

Dr Andrew Graham  
Dr Claire O'Donnell  
Dr Juan Diaz-Cartelle  
Dr Karel Volenec  
Dr Kate Oakland  
Dr Mark Hart  
Dr Mark Wright  
Dr Ounali Jaffer  
Dr Paul Maliakal  
Dr Pratheeban Nambyiah  
Dr Rebecca Black

Dr Ros Ahmad  
Dr Steve Kennish  
Dr Sundeep Punamiya  
Katharine Forsyth  
Kayleigh Hackett  
Marie Nixon  
Mr Andy Rodgers  
Mr Derek Edwards  
Mr Giles Bond-Smith  
Mr Graham Milward  
Mr Julian Potter

Mr Robert Wheeler  
Mr Thomas Armstrong  
Prof Andrew Bradbury  
Prof Beverly Snaith  
Prof Charles Ray Jr  
Prof David Madoff  
Prof Ian Chetter  
Sarah Locker  
Svetlana Vasileuskaya

FACULTY BIOS AVAILABLE ON THE BSIR 2018 MICROSITE:

**meeting.bsir.org**

# DAY 1 - WEDNESDAY 14TH NOVEMBER 2018

Time	Session	Topic	Chairs* / Speakers
09:00 - 09:10 <i>Tregonwell Hall</i>		Introduction and Welcome	Dr Trevor Cleveland
09:10 - 10:00 <i>Tregonwell Hall</i>	State of the Art 1	IR in Trauma  - Management algorithms for bleeding in abdominal trauma - Embolisation in solid organ trauma - current concepts	Dr Trevor Cleveland* Dr Ian McCafferty* Mr Giles Bond-smith  Prof Charles Ray Jr
10:00 - 10:30 <i>Tregonwell Hall</i>	Plenary 1	Transarterial Chemoembolisation  - Transarterial chemoembolisation: pushing the boundaries	Dr Jai Patel* Prof Tze Wah* Prof David Madoff
<b>10:30 - 10:55 Coffee, Exhibition &amp; Posters</b>			
10:55 - 11:55 <i>Tregonwell Hall</i>	Scientific Session 1	Aortic, Visceral & Major Venous Intervention	Dr Lakshmi Ratnam* Dr Jai Patel*
10:55 - 11:55 <i>Purbeck Lounge</i>	Scientific Session 2	Interventional Oncology	Dr David Kay* Dr Peter Littler*
12:00 - 12:30 <i>Tregonwell Hall</i>	Industry Symposium 1	BVM: New Medical Devices Regulations  - The impact on British device manufacturers and distributors - The effect on device certification and development, European perspective - The role of MHRA	Prof Hans-Ulrich Laasch* Mr Jay Taylor* Mr Graham Milward  Dr Karel Volenec  Dr Neil McGuire
<b>12:30 - 13:15 Lunch, Exhibition &amp; Posters</b>			
13:15 - 13:45 <i>Tregonwell Hall</i>	Graham Plant Lecture	Paediatric IR: 'The Adolescent Years'	Dr Trevor Cleveland* Dr Alex Barnacle
13:50 - 14:50 <i>Tregonwell Seminar 1</i>	Masterclass A1	Stroke Thrombectomy	Dr Paul Maliakal* Dr Raghuram Lakshminarayan*
13:50 - 14:50 <i>Tregonwell Seminar 2</i>	Masterclass B1	Biliary	Prof Hans-Ulrich Laasch* Mr Derek Edwards* Dr Raman Uberoi Dr Clare Bent Dr Andrea Phillips
13:50 - 15:55 <i>Tregonwell Hall</i>		SIRNR Symposium  -Expectations of an Advanced Practitioner -Pain Management -Developing Advanced Practice Services -Business Cases & Vascular Access	Ms Marie Nixon* Ms Kayleigh Hackett* Prof Beverly Snaith Ms Katharine Forsyth Ms Svetlana Vasileuskaya Ms Sarah Locker
13:50 - 14:50 <i>Purbeck Lounge</i>	Plenary 2	Abdominal Aortic Aneurysm Repair  - Fenestrated EVAR: do long term outcomes outweigh the risk to visceral vessels - Short angulated necks: pushing the boundaries of Infra renal EVAR	Dr Mo Hamady* Dr Lakshmi Ratnam* Dr Trevor Cleveland  Dr Rob Williams
14:55 - 15:55 <i>Tregonwell Seminar 1</i>	Masterclass A2	Stroke Thrombectomy	Dr Paul Maliakal* Dr Raghuram Lakshminarayan*
14:55 - 15:55 <i>Tregonwell Seminar 2</i>	Masterclass B2	Biliary	Prof Hans-Ulrich Laasch* Mr Derek Edwards* Dr Raman Uberoi Dr Clare Bent Dr Andrea Phillips



# DAY 1 - WEDNESDAY 14TH NOVEMBER 2018

Time	Session	Topic	Chairs* / Speakers
14:55 - 15:55 <i>Purbeck Lounge</i>		Fostering Diversity & Talent in IR  - Radiation Dose and Pregnancy in IR: Demystify the Misconceptions - Medical Schools: How do we inspire our next generation of IR recruits? - Mentoring talent	Session chairs: Prof Tze Wah* and Dr Fiona Miller*  Mr Andy Rogers  Dr Fatemeh Sakhinia  Dr Rebecca Black
<b>15:55 - 16:15 Coffee, Exhibition &amp; Posters</b>			
16:15 - 17:00 <i>Tregonwell Seminar 1</i>	Masterclass E1	Image Guided Ablation	Dr Nick Railton* Dr David Kay*
16:15 - 17:00 <i>Branksome Suite</i>	BSIR Workshop 1	Research in IR: From Conception to Publication	Prof Ian Chetter* Dr Raman Uberoi*
16:15 - 17:00 <i>Tregonwell Hall</i>	State of the Art 2	GI Bleed  - Diagnosis and management options for Lower GI bleed - Embolisation for Lower GI bleed	Dr Dinuke Warakaulle* Dr Ian McCafferty* Dr Kate Oakland  Prof Charles Ray Jr
17:05 - 17:50 <i>Purbeck Lounge</i>	Plenary 3	Liver Regeneration Strategies in IO: Portal Vein Embolisation & Beyond	Dr Timothy Bryant* Dr David Kay* Prof David Madoff
17:05 - 17:50 <i>Tregonwell Hall</i>	State of the Art 3	The Changing Face of Oesophageal Stenting & Colonic Stenting	Prof Hans-Ulrich Laasch* Dr Gareth Davies
17:05 - 17:50 <i>Meyrick Suite</i>	BSIR Workshop 2	Developing a Product and Funding of Innovations	Mr Julian Potter* Dr Andrew Graham*
17:55 - 18:35 <i>Tregonwell Hall</i>		Morbidity and Mortality: The Challenge Faced!	Dr Rob Allison* Dr Jim Simpson* Dr Vivek Shrivastava
<b>18:00 - 19:15 Welcome Drinks Reception</b>			
<b>18:00 - 19:15 <i>Purbeck Hall</i></b>			



British Society of  
Interventional  
Radiology

# SCIENTIFIC SESSIONS 1 & 2

## SCIENTIFIC SESSION 1: AORTIC, VISCERAL & MAJOR VENOUS INTERVENTION

Tregonwell Hall - 10:55-11:55, Wednesday 14th November 2018

Moderators: Dr Lakshmi Ratnam & Dr Jai Patel

ORDER: TITLE & SPEAKER

- 1 **Safety and effectiveness of the Cordis Incraft device for endovascular aortic aneurysm repair in a large cohort of patients with long term follow up**  
Yousef Shahin
- 2 **Early results of endovascular ilio caval reconstruction with stents for venous outflow obstruction secondary to post-thrombotic syndrome**  
Narayanan Thulasidasan
- 3 **A Study of Limb occlusion Following Endovascular Aortic Repair (EVAR)**  
Alaa Ismail
- 4 **Transplant renal artery stenosis - 10 year experience of a single tertiary centre**  
Can Hazar
- 5 **Thoracic endografting experience at a tertiary level vascular unit and major trauma centre**  
Noman Qayyum
- 6 **Fenestrated endovascular repair of previous infra-renal EVARs: an evolving solution for refractory type IA endoleaks**  
Mo Hamady

## SCIENTIFIC SESSION 2: INTERVENTIONAL ONCOLOGY

Purbeck Lounge - 10:55-11:55, Wednesday 14th November 2018

Moderators: Dr David Kay & Dr Peter Littler

ORDER: TITLE & SPEAKER

- 7 **Percutaneous thermal ablation of hepatocellular carcinoma in the elderly**  
Shicheng Zhou
- 8 **Patient Survival following Percutaneous Radiofrequency Ablation for Histologically Proven Colorectal Lung Metastasis**  
Jim Zhong
- 9 **Image-Guided Ablation of Liver Metastasis in Patients with Controlled Pancreatic Ductal Adenocarcinoma**  
Alta YT Lai
- 10 **Under-reporting of adverse events after TACE - a single centre experience**  
Anthony Lamanna
- 11 **DC Bead LUMI 70-150µm Doxorubicin Loaded Beads for Transarterial Chemoembolisation of Hepatocellular Carcinoma: Early experience**  
Georgia Priona
- 12 **Percutaneous Ablation of Renal Cell Carcinoma in Transplanted Kidneys**  
Sam Walker

FULL ABSTRACTS AVAILABLE ON THE BSIR 2018 MICROSITE:

**meeting.bsir.org**

# DAY 2 - THURSDAY 15TH NOVEMBER 2018

Time	Session	Topic	Chairs* / Speakers
08:45 - 09:40 <i>Tregonwell Hall</i>	BSIR Debate	Nice Guidelines: Outdated?  - Everyone should only follow NICE guidelines - Guidelines should be modified to suit local needs	Dr Graham Robinson* Prof Hans-Ulrich Laasch* Prof Ian Chetter Prof Charles Ray Jr
08:45 - 09:40 <i>Purbeck Lounge</i>	Fundamentals 1	TIPSS	Dr Sundeep Punamiya* Dr Jai Patel*
09:45 - 10:30 <i>Tregonwell Hall</i>		Service delivery: The Way Forward  - Influencing Change - Turf Battles: the North American solution!	Dr Trevor Cleveland* Dr Philip Haslam* Dr Claire O'Donnell Prof Charles Ray Jr
09:45 - 10:30 <i>Purbeck Lounge</i>	MDT	HCC: Prof David Madoff, Dr Sundeep Punamiya, Dr Mark Wright & Mr Thomas Armstrong	Dr David Breen* Dr Homoyoon Mehzad*
09:45 - 10:30 <i>Tregonwell Seminar 2</i>	Fundamentals 2	Closure Devices	Dr Ram Kasthuri* Dr Steve Goode*
<b>10:30 - 10:55 Coffee, Exhibition &amp; Posters</b>			
11:00 - 12:00 <i>Tregonwell Hall</i>	Scientific Session 3	Peripheral Vascular Intervention	Dr Raman Uberoi* Dr Vivek Shrivastava*
11:00 - 12:00 <i>Purbeck Lounge</i>	Scientific Session 4	GI / Hepatobiliary / Genitourinary	Dr Robert Stockwell* Dr Angela Rogers*
12:00 - 12:30 <i>Tregonwell Hall</i>	Industry Symposium 2	Boston Scientific - Drug Eluting Therapy in the SFA: An Update of the evidence with an algorithm for treatment - Results of the 1st RCT comparing a Drug-Eluting vs a Drug coated stent for the SFA	Dr Ounali Jaffer  Dr Juan Diaz-Cartelle
<b>12:30 - 13:20 Lunch Exhibition &amp; Posters</b>			
12:30 - 13:20 <i>Purbeck Hall</i>		Poster Competition Winners: On the Soap Box	Dr Vivek Shrivastava*
12:30 - 13:20 <i>Purbeck Lounge</i>	BSIRT AGM		Dr Justin Pugh*
13:20 - 14:00 <i>Tregonwell Hall</i>	Wattie-Fletcher Lecture	Wattie-Fletcher Lecture: 'Thinking outside the box'	Dr Trevor Cleveland* Dr Nigel Hacking
14:00 - 14:15 <i>Tregonwell Hall</i>		Gold Medal Presentation	Prof Duncan Ettles*
14:00 - 14:15 <i>Tregonwell Hall</i>		Honorary Fellow	Prof Erika Denton
14:20 - 15:10 <i>Tregonwell Hall</i>	BSIR AGM		Dr Trevor Cleveland*
14:20 - 15:10 <i>Purbeck Lounge</i>	SIRNR AGM		Ms Kayleigh Hackett Ms Marie Nixon
15:15 - 16:15 <i>Tregonwell Bar</i>	Masterclass C1	EVAR Planning	Dr Mo Hamady* Dr Will Adair*
15:15 - 16:15 <i>Tregonwell Seminar 2</i>	Masterclass D1	Embolics	Prof Charles Ray Jr* Prof David Madoff*



# DAY 2 - THURSDAY 15TH NOVEMBER 2018

Time	Session	Topic	Chairs* / Speakers
15:15 - 16:15 <i>Meyrick Suite</i>	BSIR Workshop 3	Paediatric venous access & Nephrostomy - Paediatric venous access & Nephrostomy Insertion: Tips and Things to Consider - Peri-operative challenges to safety in infants and children - Obtaining consent for venous access and nephrostomy in children	Dr Premal Patel* Dr Premal Patel Dr Pratheeban Nambyiah Mr Robert Wheeler
15:15 - 16:15 <i>Tregonwell Seminar 1</i>	Masterclass E2	Image Guided Ablation	Dr Nick Railton* Dr David Kay*
15:15 - 16:15 <i>Branksome Suite</i>	BSIR Workshop 3A	MHRA & Safety - Human Factors & standards of labelling for radiology coils - Understanding the process of involving the MHRA – from reporting to resolution!	Dr Graham Robinson* Dr Raghuram Lakshminarayan* Dr Neil McGuire
<b>16:15 - 16:35 Coffee, Exhibition &amp; Posters</b>			
16:35 - 17:35 <i>Tregonwell Bar</i>	Masterclass C2	EVAR planning	Dr Mo Hamady* Dr Will Adair*
16:35 - 17:35 <i>Tregonwell Seminar 2</i>	Masterclass D2	Embolics	Prof Charles Ray Jr* Prof David Madoff*
16:35 - 17:35 <i>Meyrick Suite</i>	BSIR Workshop 4	Coding and Zero Cost Models	Dr Craig Jobling* Ms Jill Cockrill*
16:35 - 17:35 <i>Branksome Suite</i>	BASIL Trial	Update	Prof Andrew Bradbury*
17:40 - 18:40 <i>Tregonwell Hall</i>	Complex Cases	Complex cases panels - Panel A: Prof Charles Ray Jr, Dr Ram Kasthuri, Dr Sundeep Punamiya - Panel B: Prof David Madoff, Dr Fiona Miller, Dr Trevor Cleveland	Dr Teik Choon See* Dr Paul Scott*
19:45 - 22:00 <i>Pavilion Ballroom</i>	BSIR Annual Dinner		



British Society of  
Interventional  
Radiology

# SCIENTIFIC SESSIONS 3 & 4

## SCIENTIFIC SESSION 3: PERIPHERAL VASCULAR INTERVENTION

Tregonwell Hall - 11:00-12:00, Thursday 15th November 2018

Moderators: Dr Raman Uberoi & Dr Vivek Shrivastava

ORDER: TITLE & SPEAKER

- 13 **Balloon angioplasty disruption of fibrin sheath for dialysis line dysfunction - technique, technical and clinical success at a teaching hospital**  
Anil Gurung
- 14 **Catheter-directed thrombolysis versus AngioJet pharmacomechanical thrombectomy for the treatment of iliofemoral deep vein thrombosis**  
Hiba Abbas
- 15 **Elective lower limb angioplasty as a day case procedure ,how safe is it?**  
Daniel West
- 16 **Incidence and endovascular treatment of Isolated atherosclerotic Popliteal Artery Disease: Long-term outcomes from the IPAD multi-center study**  
Stavros Spiliopoulos
- 17 **Outcome comparison of interventional radiology procedures performed via transradial and transbrachial arterial access**  
Mark Eldridge
- 18 **Human Factors and Simulation in Interventional Radiology Training**  
Rosemary Cadwallader

## SCIENTIFIC SESSION 4: GI / HEPATOBILIARY / GENITOURINARY

Purbeck Lounge - 11:00-12:00, Thursday 15th November 2018

Moderators: Dr Robert Stockwell & Dr Angela Rogers

ORDER: TITLE & SPEAKER

- 19 **Improved outcomes after colonic stenting with membrane-covered, double stents.**  
Hans-Ulrich Laasch
- 20 **Fluoroscopy guided oesophageal dilations in a paediatric population over a 10 year period: A single centre experience**  
Kiran Reddy
- 21 **Improving out of hours IR service for nephrostomies using MEWS**  
Noman Qayyum
- 22 **Predictors for thirty-day mortality and complications following radiologically-inserted gastrostomies: a single centre large cohort review**  
Jonathan Delf
- 23 **Percutaneous antegrade colonic stent insertion using a proximal trans-peritoneal colopexy technique**  
Bhavin Kawa
- 24 **Percutaneous Biliary Drainage in a District General Hospital. A Quality Improvement Project.**  
Charlotte Jones

FULL ABSTRACTS AVAILABLE ON THE BSIR 2018 MICROSITE:

**meeting.bsir.org**

# DAY 3 - FRIDAY 16TH NOVEMBER 2018

Time	Session	Topic	Chairs* / Speakers
08:50 - 09:40 <i>Tregonwell Hall</i>	Plenary 5	Peripheral Angioplasty; Current Evidence  - Newer technologies for below the knee treatment - Role of endovascular revascularisation in the upper limb	Dr Paul Scott* Dr Philip Haslam* Dr Joo Young Chun  Dr Dare Seriki
08:50 - 09:40 <i>Purbeck Lounge</i>	BSIR Update	NICE AAA guidelines on EVAR: following on an unambiguous path to controversy	Dr Chris Hammond Dr Trevor Cleveland
09:45 - 10:35 <i>Tregonwell Hall</i>	Plenary 6	IVC Filters  - Filters: the current evidence - Filter retrieval: tips, tricks and complications - Filters: the current practise in the UK	Dr Graham Robinson* Dr Teik Choon See* Dr Raman Uberoi Dr Lakshmi Ratnam Dr Said Habib
09:45 - 10:35 <i>Purbeck Lounge</i>		Urology Round Table	Dr Phil Haslam* Dr Steven Kennish* Dr Ros Ahmad Dr Nadeem Shaida Dr Uday Patel
09:45 - 10:35 <i>Tregonwell Seminar 1</i>	Live Case	Live Case Demonstration: SFA/BTK Angioplasty	Dr Joo Young Chun* Dr Raghuram Lakshminarayan* Dr Marco Manzi
10:40 - 11:40 <i>Tregonwell Hall</i>	Scientific Session 5	Farrago	Dr Damian Mullan* Dr Sapna Puppala*
10:40 - 11:40 <i>Purbeck Lounge</i>	Scientific Session 6	Embolisation	Dr Anthie Papadopoulou* Dr Vinod Shenoy*
11:45 - 12:00 <i>Tregonwell Hall</i>	BSIR	Registry & Audit Update: NVR	Dr Fiona Miller* Dr Ross Tapping*
11:45 - 12:30 <i>Tregonwell Seminar 2</i>	Fundamentals 3	Sedation & Analgesia	Prof Hans-Ulrich Laasch*
12:00 - 12:15 <i>Tregonwell Hall</i>	BSIR	BSIR Snapshot Survey 2018 - Use of sedation, analgesia & anaesthesia in IR	Dr Conrad von Stempel
12:15 - 12:55 <i>Tregonwell Seminar 1</i>	Fundamentals 4	Drainages & Biopsies: How do I do it?	Dr Ross Tapping* Dr Hilary White*
<b>12:15 - 12:55</b>	<b>Brunch, Exhibition and Posters</b>		
13:00 - 13:50 <i>Tregonwell Hall</i>	Plenary 7	Fistula Intervention - Drug eluting technology in fistula intervention: current evidence - Central venous occlusions: Tips, tricks and complications	Dr Anthie Papadopoulou* Dr Narayan Karunanithy  Dr Chris Hammond
13:00 - 13:50 <i>Purbeck Lounge</i>	Plenary 8	Malformations - Lymphatic malformations: an overview - Pulmonary AVM: Setting up a service	Dr Mark Bratby* Dr Ian McCafferty* Dr Graham Robinson
13:00 - 13:50 <i>Tregonwell Seminar 1</i>	BSIR Workshop 5	Crossing Difficult Arterial Occlusions: How do I do it?	Dr Sapna Puppala* Dr Raj Bhat*
13:55 - 14:45 <i>Tregonwell Hall</i>	State of the Art 4	Prostate Embolisation - Prostate Embolisation: the current evidence - Understanding the prostate vascular anatomy - Embolisation: Tips, tricks and complications	Dr Graham Robinson* Dr Tarun Sabhawal* Dr Ross Tapping Dr Tim Bryant
13:55 - 14:45 <i>Purbeck Lounge</i>	State of the Art 5	NHS Future Operating Model	Dr Trevor Cleveland* Dr Hilary White* Mr Mark Hart
14:45 - 15:00 <i>Tregonwell Hall</i>		Feedback & Close of Meeting	Dr Trevor Cleveland



# SCIENTIFIC SESSIONS 5 & 6

## SCIENTIFIC SESSION 5: FARRAGO

Tregonwell Hall - 10:40-11:40, Friday 16th November 2018

Moderators: Dr Damian Mullan & Dr Sapna Puppala

ORDER: TITLE & SPEAKER

- 25 **Roadsaver double mesh stent Vs. Viabahn stentgraft in recurrent/resistant Cephalic vein arch stenosis**  
Shemin Mehta
- 26 **Evaluating the effect of cone-beam CT on the success rate of right adrenal vein cannulation in adrenal venous sampling**  
Narayanan Thulasidasan
- 27 **Procedural complications relating to the endovascular treatment of chronic mesenteric Ischaemia (CMI)**  
Georgia Priona
- 28 **How current practice potentially hinders recruitment of radiology trainees into Interventional radiology**  
Amy Greenwood
- 29 **Shoulder Hydrodilatation in patients with adhesive capsulitis; outcomes over a 2 year period**  
Ynyr Edwards
- 30 **Implementation of a Consultant of the Week at Royal Liverpool University Hospital and its Effects on Patient Outcomes**  
Farooq Afzaal

## SCIENTIFIC SESSION 6: EMBOLISATION

Purbeck Lounge - 10:40-11:40, Friday 16th November 2018

Moderators: Dr Anthie Papadopoulou & Dr Vinod Shenoy

ORDER: TITLE & SPEAKER

- 31 **Prostate artery embolisation for benign prostate hyperplasia: mid to long term outcomes from a United Kingdom single-centre cohort**  
Amit Gupta
- 32 **Off-label mixing of biological embolics and radiographic contrast: Establishing the safety profile of an unlicensed application.**  
Hans-Ulrich Laasch
- 33 **The relationship of embolic particle size to patient outcomes in Prostate Artery Embolization for Benign Prostatic Hyperplasia: A systematic review and meta-regression**  
Ruben Geevarghese
- 34 **Single center experience of Transradial Uterine Artery Embolisation**  
Bhavana Shyamanur
- 35 **Uterine fibroid embolisation: What is the patient experience and is superior hypogastric nerve block the answer to periprocedural pain control?**  
Bahir Almazed
- 36 **Treatment of giant uterine fibroids with uterine artery embolisation: an effective and safe therapeutic option?**  
Neeral Patel

FULL ABSTRACTS AVAILABLE ON THE BSIR 2018 MICROSITE:

**meeting.bsir.org**

# TRAINEE DAY - FRIDAY 16TH NOVEMBER 2018

Time	Session	Topic	Chairs* / Speakers
<b>08:15 - 08:45</b>			
<b>Registration</b>			
08:50 - 09:00 <i>Tregonwell Seminar 2</i>	Welcome Talk		Dr Can Hazar
09:00 - 10:20 <i>Tregonwell Seminar 2</i>	Inspirational Talks	<ul style="list-style-type: none"> <li>- Women in IR -</li> <li>- Vascular intervention</li> <li>- Non- vascular intervention</li> <li>- The Future of IR Training</li> </ul>	Dr Can Hazar* Dr Fatemeh Sakhinia Dr Sapna Puppala Dr Tim Fotheringham Dr Trevor Cleveland
09:45 - 10:35 <i>Meyrick Suite/ Branksome Suite</i>	Hands-on Training	Industry Led Training Sessions: Group Rotation	Dr Can Hazar*
<b>12:20 - 12:45</b>			
<b>Lunch</b>			
12:45 - 13:30 <i>Tregonwell Seminar 2</i>	Interviews	Medical Students & Foundation Year Doctors - Radiology Interview Preparation	Dr Oliver Cawley
12:45 - 13:30 <i>Durley Suite</i>	Exams	Radiology & Interventional Radiology Trainees - EBIR	Dr Lakshmi Ratnam Dr Raman Uberoi
13:45 - 14:45 <i>Tregonwell Seminar 2</i>		IR Training	Dr Can Hazar Dr Justin Pugh
14:45 - 14:55 <i>Tregonwell Seminar 2</i>		Close of Meeting & Feedback	Dr Can Hazar



British Society of  
Interventional  
Radiology

# EDUCATIONAL LOUNGE SESSION TIMETABLE

Time	Sponsor & Session Title	Chairs* / Speakers
<b>DAY ONE - WEDNESDAY 14TH NOVEMBER 2018</b>		
12.30 -13.00	<b>Cardionovum</b>	
13.00 -13.45	<b>Penumbra</b> Power of POD: Peripheral Occlusion Device in Visceral Take Down	Dr. Raghu Lakshminaryan Hull Royal Infirmary
13.45 -14.05	<b>Guerbet</b> When to Use cTACE in HCC Management	Dr Nabil Kibriya Royal Liverpool University Hospital
14.30 -15.15	<b>Cook</b> Pelvic vein embolisation, my experience	Dr. Previn Diwakar Royal Liverpool Hospital
16.00 -16.45	<b>Medtronic</b> Hands-on Session: Innovation Walkaround	Product Specialist Medtronic
17.30 - 17:45	<b>Sirtex</b> Evidence and safety for SIR-Spheres Y-90 resin microspheres versus TACE in mCRC	Dr Homoyoon Mehrzad University Hospitals Birmingham
17:45 - 18:00	<b>Sirtex</b> Radial access with SIR-Spheres Y-90 resin microspheres: case reports	Dr Damian Mullen The Christie Manchester
<b>DAY TWO - THURSDAY 15TH NOVEMBER 2018</b>		
10.00 -10.30	<b>Penumbra</b> Indigo Thrombectomy System - An effective solution to managing arterial thrombus	Dr Alaa Hilles Countess of Chester Hospital
10.30 -11.00	<b>BVM</b> Thyroid Ablation: Hands on WorkShop	Clinical Product Specialist BVM
15.15 -16.00	<b>Boston</b> Considerations when setting up a PAE Service	Dr Charles Ross Tapping Oxford University Hospitals
16.00 -16.20	<b>Guerbet</b> The different roles of cTACE in HCC management	Product Specialist University Hospitals Birmingham
16.45 -17.30	<b>Medtronic</b> Hands-on Session: Innovation Walkaround	Product Specialist Medtronic
<b>DAY THREE - FRIDAY 16TH NOVEMBER 2018</b>		
09.45 -10.30	<b>Medtronic</b> Hands-on Session: Innovation Walkaround	Product Specialist Medtronic
10.30 -10.50	<b>BTG</b> Clinical experience: VTE management from the Royal Free. Clot busting - A multidisciplinary approach for PE	Dr Neil Davies Royal Free Hospital
10.50 - 11.15	<b>BTG</b> Cryoablation for Sporadic Renal Cell Carcinoma: 5-year University clinical outcomes	Dr Alex King Hospital Southampton
	<b>BTG</b> Pain management: GOSH experience with Cryoablation	Dr Alex Barnacle Great Ormond Street Hospital



# POSTER LIST - SCIENTIFIC

---

SP001302	<b>Analysis of brain AVMs venous drainage pathways may predict future hemorrhagic risk.</b> Faisal A. AlSugair
SP001313	<b>Varicocele embolisation outcomes at ELHT</b> Martin Swali
SP001328	<b>IVC Filters in the Prevention of Pulmonary Embolus and Success Rate of Retrieval</b> Carl Sullivan
SP001332	<b>Basilar and vertebral arterial fusiform aneurysms in adults from a tertiary referral centre: a case series</b> Sayinthen Vivekanantham
SP001334	<b>Retrospective analysis of primary patency of Supera stent insertion in femoral arterial disease</b> Daniel Kearns
SP001339	<b>Evaluating the use of Pleur peritoneal catheter drainage systems in the management of refractory ascites: efficacy, complications and mortality</b> Abinaya Ezhil
SP001350	<b>Evaluation of Endovascular Embolisation Service in ABMU</b> Adam Aboalkaz
SP001373	<b>Thoracic Endovascular Aortic Repair (Tevar) 10 Years of Experience at a Cardiothoracic &amp; Tertiary Trauma Centre</b> Paul Jenkins
SP001401	<b>Microvascular plugs via microcathather: Assessment of the procedures, complications and early outcomes in the North of Scotland</b> John Fitzpatrick
SP001408	<b>Trans-radial access in interventional radiology procedures. A local experience</b> Jonathan Lee
SP001421	<b>Combined antegrade and retrograde access to difficult ureters: revisiting the rendezvous technique</b> Abdel Sattar Sabri Al Rubayawi
SP001426	<b>A retrospective study of radiation exposure to the primary operator and the effect of radiation absorbing drapes</b> Robin Spencer
SP001441	<b>Radiofrequency ablation of hepatomas, a 17 year, single centre experience</b> David Campbell
SP001445	<b>Transarterial Chemoembolisation of Liver HCC: an audit of current practise and outcomes in South Wales</b> Wiliam Rhodri Thomas
SP001461	<b>Percutaneous Primary Stenting for Aortic Endograft Limb Occlusion: Long-term Outcomes</b> Stavros Spiliopoulos
SP001464	<b>Complications following retroperitoneal abdominal aortic aneurysm repair: an overview and predictability based on pre-operative CT scans</b> Wiliam Rhodri Thomas
SP001474	<b>Role of arterial embolisation in the management of major arterial haemorrhage associated with pancreatitis</b> Alfred Bingchao Tan

# POSTER LIST - SCIENTIFIC

---

SP001484	<b>Antegrade retrieval and exchange of ureteric stents: technique and outcomes.</b> Bhavin Kawa
SP001485	<b>Emergency embolization of ruptured giant renal artery aneurysm</b> Stavros Spiliopoulos
SP001497	<b>Inferior epigastric artery emergency embolisation: techniques, outcomes and discussion of the current literature.</b> Amit Gupta
SP001498	<b>Large French popliteal vein closure with Mynx Vascular closure device; outcomes and discussion of the current literature.</b> Amit Gupta
SP001503	<b>Compliance with follow up imaging post elective endovascular aneurysm repair at University Hospital of North Midlands</b> Dr. Nehali Vachhrajani
SP001504	<b>An audit of the outcome of percutaneous nephrostomies</b> Noman Qayyum
SP001520	<b>A single-centre ten-year experience of treating symptomatic superior vena cava obstruction with uncovered stents - a comparison of closed cell versus open cell venous stents.</b> Cha-ney Kim
SP001528	<b>Outcomes and efficacy of CT-guided percutaneous microwave ablation of thoracic malignancies</b> Daniel Maruszewski
SPOP001307	<b>Limb Revascularization Of Peripheral Artery Disease In Developing Countries: Earliest Experiences From North-Western Nigeria</b> Anas Ismail
SPOP001330	<b>The Woven Endobridge device for wide-necked intracranial aneurysms</b> Marcus Belasco
SPOP001384	<b>A novel method of inducing thrombosis in target arteries using coronary stents for therapeutic occlusion</b> Mark Christopher Arokiaraj
SPOP001413	<b>Image Guided Bone Biopsy - Which hammer and chisel?</b> Kiran Reddy
SPOP001419	<b>Trans-visceral migration of embolisation coil into the colon post splenic artery embolisation - A case report and systematic review.</b> Wing Yan Liu
SPOP001424	<b>Testicular vein embolisation for symptomatic varicocoele: How should patients be selected and followed-up? Recommendation based on single centre practice</b> Priyan Tantrige
SPOP001427	<b>CT guided percutaneous lung lesion biopsy: 168 consecutive single centre, single protocol cases</b> Priyan Tantrige
SPOP001429	<b>An audit of temporary IVC filter removal</b> Saqib Butt
SPOP001453	<b>Tunnelled Central Venous Access - a review of a Consultant delivered service.</b> Weiken Tan

# POSTER LIST - SCIENTIFIC

---

SPOP001457	<b>Percutaneous lung biopsy - safety and diagnostic adequacy</b> Yasir Jamil
SPOP001465	<b>Endovascular management of Renal Artery Stenosis - Ten Year Experience in a Tertiary Centre</b> Fiona Lyall
SPOP001466	<b>IVC filters and their retrieval: current practice and outcomes in a tertiary centre</b> Katherine S Moore
SPOP001467	<b>Treatment of submucosal fibroids with uterine artery embolisation: clinical outcomes and patient satisfaction</b> Neeral Patel
SPOP001491	<b>Case review series: Progressive balloon dilatation and selective stenting in patients with benign hepatojejunostomy stricture</b> Carmelo Corallo
SPOP001508	<b>CT Guided Biopsies - an evaluation of our practice over 5 years.</b> Koween Vencatasawmy
SPOP001514	<b>Clinical Outcomes with Outback re-entry device for angioplasty</b> Akash Prashar



British Society of  
Interventional  
Radiology

FULL ABSTRACTS AVAILABLE ON THE BSIR 2018 MICROSITE:

**meeting.bsir.org**

# POSTER LIST - EDUCATIONAL

---

EP001495	<b>Cerebral protection during TEVAR procedure; anatomical suitability, patient selection, and technical tips &amp; tricks</b> Dr Bhavna Pitrola
EP001493	<b>Management of a hair-raising rare affair - Aorto-esophageal fistula</b> Dr Bhavna Pitrola
EP001476	<b>Advanced endovascular management of aortic arch aneurysms: a case-based pictorial review</b> Wasim Hakim
EP001462	<b>Conservative management of intimal aortic injuries following blunt trauma may be feasible</b> William Rhodri Thomas
EP001370	<b>'Fixing the leak whilst the tap is still running - Whats in the toolbox?' - Endoleak Management</b> Paul Jenkins
EP001362	<b>Pictorial review on endovascular management of paediatric aortic trauma - A single UK Trauma centre experience</b> Neville Nicholas
EP001301	<b>A Pictorial Review of Central Venous Catheter Malposition.</b> Jared Okun
EP001295	<b>An Uncommon Filter: The Role of Common Iliac Vein Filters in Pulmonary Embolism Prevention.</b> Jared Okun
EP001492	<b>Coronary Artery Fistula</b> Dr. Siu-Li Boo
EP001489	<b>Gonadal artery pseudo aneurysm and pseudo-pseudo aneurysm</b> Menelaos Philippou
EP001488	<b>Geniculate artery embolisation for treatment of recurrent spontaneous haemarthrosis secondary to osteoarthritis</b> Bhavin Kawa
EP001483	<b>Percutaneous direct-puncture Onyx embolisation to treat scalp vascular malformations secondary to traumatic dural arteriovenous fistulae</b> Hiba Abbas
EP001439	<b>Prostate Artery Embolisation, what we have learnt from over 200 procedures.</b> Amit Gupta
EP001435	<b>Pre-operative transarterial embolisation of bone metastases</b> Carl Sullivan
EP001400	<b>Dieulafoy's lesion: an educational review</b> Mazin Abdelaziz
EP001396	<b>The use of Microvascular plugs in the control of small vessel arterial occlusion: An educational presentation</b> John Fitzpatrick
EP001345	<b>Role of angioembolisation in the management of blunt splenic injury</b> Martin Swali
EP001341	<b>Organisational challenges for UFE in a DGH</b> Manpreet Bawa

# POSTER LIST - EDUCATIONAL

---

EP001329	<b>The use of pelvic CT Angiography to customize the gantry angle in preplanning for Prostate Artery Embolization</b> Omnya Ahmed
EP001442	<b>Fluoroscopic guided oesophageal biopsies using the biliary biopsy forceps kit: technique and outcomes</b> Benedict Thomson
EP001410	<b>"Thou Shalt Not Pass - Not" Learning from the pinhole management of iatrogenic ureteric injury</b> Yasir Jamil
EP001279	<b>Novel technique: A single centre experience of bronchoscopic-assisted conversion of gastrostomy to gastrojejunostomy tubes.</b> Ibrahim Azam
EP001371	<b>Image Guided Renal Ablation - Indications, Modalities, Energy delivery, Procedural tips and Complications.</b> Kiran Reddy
EP001348	<b>The Problem of Pneumothorax after CT Guided Lung Biopsy</b> Jonathan McKnight
EP001337	<b>Sharp Scratch: anaesthesia in the interventional radiology department.</b> Henrietta McGrath
EP001506	<b>Clinical Relevance of Incidental Findings in Lower Limb CT Angiograms</b> Romman Nourzaie
EP001505	<b>Extravascular Incidental Findings in Upper Limb CT Angiograms (CTA)</b> Romman Nourzaie
EP001500	<b>the role of interventional radiology nurse specialist</b> Virginie Bonne
EP001494	<b>Peninsula Radiology Academy Open Day - Impact on junior doctors and students, our institution experience.</b> Keith Chan
EP001481	<b>Ischaemic events: look beyond arterial phase</b> Dr Simon Zakeri
EP001480	<b>Improving Education and Engagement in IR for Core Trainees</b> Thomas Gordon
EP001471	<b>Radiology WHO safety checklist compliance</b> Carl Sullivan
EP001470	<b>Interest in Interventional Radiology. A Scotland wide Trainee Survey</b> Alfred Bingchao Tan
EP001468	<b>@BSIR_News: Our society's twitter experience and how you can get involved in the #iRad community.</b> Alfred Bingchao Tan
EP001443	<b>Retrieval of a tip embedded IVC filter using the endobronchial forceps technique</b> Benedict Thomson



# POSTER LIST - EDUCATIONAL

---

EP001440	<b>Setting up a Pulmonary Embolism Lysis Team (PELT) - early lessons from a Tertiary Centre</b> Amit Gupta
EP001428	<b>Vascular Closure Devices - an interventionists best friend?</b> Cha-ney Kim
EP001420	<b>Percutaneous peritoneal dialysis catheter insertion with combined ultrasound and fluoroscopy guidance - feasibility and our experience so far</b> Wen Ling Woo
EP001388	<b>How Does BSIR's Use Of Twitter Compare With Other Societies?</b> Samira Rostampour
EP001363	<b>Aortic balloon occlusion in abnormal placentation: A new take on an old technique.</b> James Davies
EP001358	<b>The role of vascular interventional radiology in the management of orthopaedic patients</b> Ummesara Zishan
EP001347	<b>The Importance of Evidence Based Practice within Interventional Radiology</b> Kayleigh Hackett
EP001297	<b>The Potential Role of Nitrous Oxide in Interventional Radiologic Procedures.</b> Jared Okun
EP001286	<b>Interventional Radiology Patient Safety Checklist - An Audit of Compliance</b> Javraj Dhaliwal
EP001425	<b>Crural vessel anatomical variants as demonstrated on CT angiogram: a Pictorial review</b> Jonathan Jenkins
EP001404	<b>Arterial embolisation following rheolytic thrombectomy of a haemodialysis circuit: a pictorial review of the available percutaneous therapeutic strategies.</b> Beniamino Corbo
EP001364	<b>Radiological assessment of Median Arcuate Ligament Syndrome</b> Ebrahim Y A Palkhi
EP001355	<b>Sharp recanalization of peripheral chronic total occlusions</b> Kyungmin Kim

FULL ABSTRACTS AVAILABLE ON THE BSIR 2018 MICROSITE:

**meeting.bsir.org**

# BSIR 2019

## ANNUAL MEETING



### MEETING ANNOUNCEMENT

**13TH-15TH NOVEMBER 2019**

Manchester Central  
Manchester, UK



British Society of  
Interventional  
Radiology

#### FOR ALL MEETING & EXHIBITION INFORMATION:

British Society of Interventional Radiology (BSIR)  
63 Lincoln's Inn Fields | London WC2A 3JW

Tel: +44 (0)20 7406 5998 | Email: [office@bsir.org](mailto:office@bsir.org) | Web: [www.bsir.org](http://www.bsir.org)



British Society of  
Interventional  
Radiology

# SPONSORS LIST

---

**SPONSORS:**

BVM  
Boston  
Penumbra  
BTG  
Cook  
Sirtex  
Phillips  
Abbott  
Terumo  
Gore  
Medtronic  
Macromed  
TerumoAortic  
Endologix  
Apriomed  
Aquilant  
Delcath  
Siemens  
Vygon  
UK Medical  
CryoLife/Jotec  
Diagmed  
Canon  
APC Cardiovascular  
Mana-Tech  
Mermaid Medical  
Neuwave  
Bard  
Merit  
Guerbet  
CAsCination  
Cardinal Health  
Vascular Perspectives  
AngioDynamics

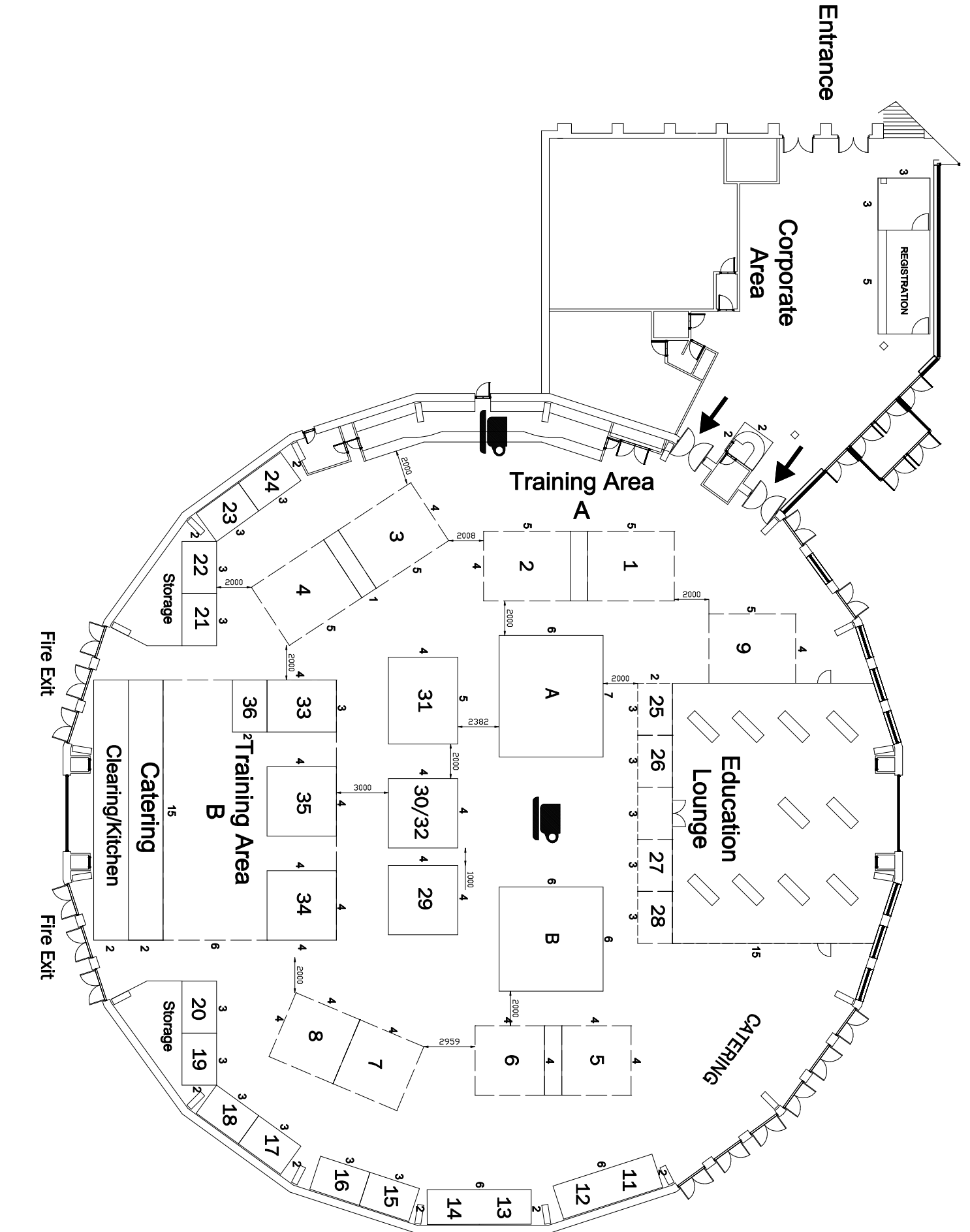
**STANDS:**

A  
B  
1  
2  
3  
4  
5  
6  
7  
8  
9  
11/12  
13/14  
15  
16  
17  
18  
19  
20  
21  
22  
23  
24  
25  
26  
27  
28  
29  
30/32  
31  
33  
34  
35  
36

**TABLE TOPS:**

SIRNR  
BSIRT  
BIBA  
BASIL  
R-ACTION DISTRIBUTION

SPONSOR BIOS AVAILABLE ON THE BSIR 2018 MICROSITE:  
**meeting.bsir.org**



# SOCIAL MEDIA HUB

---

#BSIR2018











# BSIR IOUK ANNUAL MEETING ANNOUNCEMENT



**15TH-16TH MAY 2019**  
**Oxford, UK**

State of Art lectures | Workshops | Live Cases | Updates



## FOR ALL INQUIRIES:

British Society of Interventional Radiology (BSIR)  
63 Lincoln's Inn Fields, London WC2A 3JW  
Tel: +44 (0)20 7406 5998 | Email: [meeting@bsir.org](mailto:meeting@bsir.org)



**APC JUNE 2019 – COMING SOON**

Please check **bsir.org** in the near future for further details



# HELLO, WE'RE BTG INTERVENTIONAL ONCOLOGY

COME AND SEE US AT BOOTH 2

CRYO  
ABLATION  
GALIL TECHNOLOGY

**TheraSphere™**

**Simplicity<sup>90</sup>™**

**DC BeadLUMI™**

**DC Bead®**

**BeadBlock®**



## SMARTER SOLUTIONS TO TRANSFORM CANCER CARE

Please visit [BTG-IO.com](http://BTG-IO.com) for product indications and important safety information.

BTG and the BTG roundel logo are trademarks of BTG International Ltd. BTG and the BTG roundel logo are registered trademarks in the US, EU and certain other territories. Bead Block, DC Bead, DC Bead LUMI and Simplicity<sup>90</sup>Y are trademarks of Biocompatibles UK Ltd. DC Bead is a registered trademark in the EU, China, Japan and Republic of Korea. Galil is a trademark of Galil Medical Ltd. TheraSphere is a trademark used under license by Biocompatibles UK Ltd. TheraSphere is a registered trademark in China, EU, Japan and Republic of Korea. Biocompatibles UK Ltd and Galil Medical Ltd are BTG International group companies. © 2018 Biocompatibles UK Ltd. All rights reserved. UK-BB-1800015. EMEA. Date of preparation October 2018.

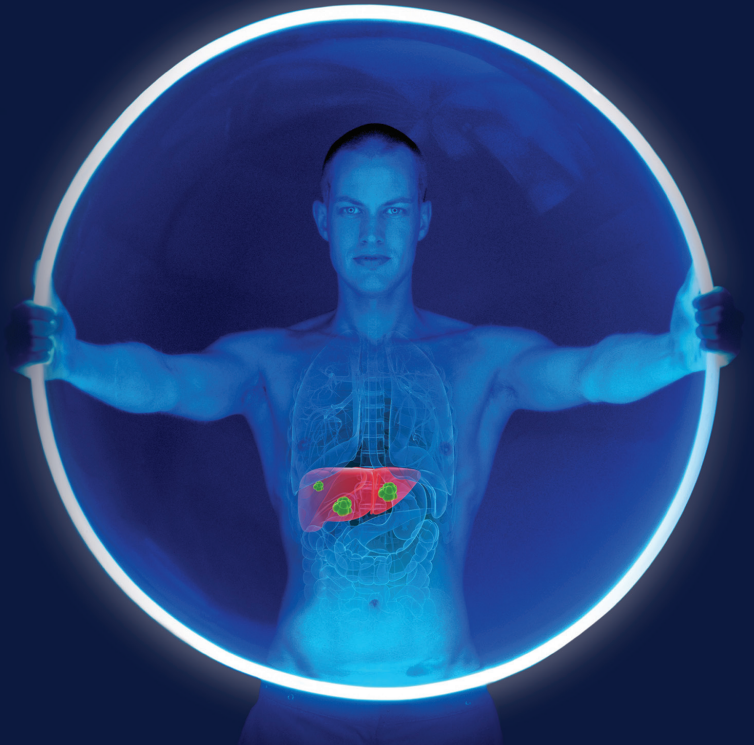
[btg-io.com](http://btg-io.com)

 @BTGIO

SMARTER SOLUTIONS TO TRANSFORM CANCER CARE

INTERVENTIONAL  
ONCOLOGY |  BTG

**Go with Resin.**  
Make a difference



## DISTRIBUTION

- ✓ Natural flow-directed distribution for tumour coverage
- ✓ Overlapping radiation clouds versus swiss cheese effect<sup>1</sup>
- ✓ Glucose 5% provides increased patient comfort and a shorter administration time<sup>2</sup>



## FLEXIBILITY AND CONTROL

- ✓ One vial for all treatment strategies
- ✓ Visualisation of the entire delivery process
- ✓ Timing for preparation and application adaptable to needs



## EVIDENCE AND EXPERTISE

- ✓ The only SIRT with multiple RCTs<sup>3-6</sup>
- ✓ Continuous training, support & advice
- ✓ Over 86,000 doses sold in more than 40 countries and 1,160 centres

SIR-Spheres® is a registered trademark of Sirtex SIR-Spheres Pty Ltd

### References:

1. Burrill *et al.*, *J Nucl Med Radiat Ther* 2011; **2**:1.
2. Ahmadzadehfar, H. *et al.* *EJNMMI Research* (2015) **5**: 54.
3. Hendlisz A *et al.* *J Clin Oncol* 2010; **28**: 3687–3694.
4. van Hazel GA *et al.* *J Clin Oncol* 2016; **34**: 1723–1731.
5. Wasan H *et al.* *Lancet Oncol* 2017; **18**: 1159–1171.
6. Vilgrain V *et al.* *Lancet Oncol* 2017; **18**: 1624–1636.

**SIRTeX**

Sirtex Medical United Kingdom Ltd  
Building 3, Chiswick Park, 566 Chiswick High Road, London W4 5YA, United Kingdom

[www.sirtex.com](http://www.sirtex.com)



# ELUVIA™ Drug-Eluting Vascular Stent System

## Superior Results in the first head-to-head DES SFA Trial¹

### OBJECTIVE:

Evaluate the safety and effectiveness of the Boston Scientific Corporation ELUVIA™ Drug-Eluting Vascular Stent System for treating Superficial Femoral Artery (SFA) and/or Proximal Popliteal Artery (PPA) lesions up to 140 mm in length.

### IMPERIAL TRIAL DESIGN:

Global multi-center, 2:1 randomization against Cook Medical's Zilver™ PTX™ Stent, controlled, single-blind, non-inferiority trial; core lab adjudicated

- 465 (RCT) patients across 64 sites

#### Primary Endpoints:

**Safety:** Major Adverse Events defined as all causes of death through 1 month, Target Limb Major Amputation through 12 months and/or Target Lesion Revascularization (TLR) through 12 months.

**Efficacy:** Assess primary vessel patency\* at 12 months post-procedure.

- Primary patency, freedom from TLR, ankle-brachial index (ABI), Rutherford classification and stent fracture rate evaluated
- Eligible patients with chronic, symptomatic (Rutherford categories 2, 3 or 4) lower limb ischemia and stenotic, restenotic or occlusive lesions in the native superficial femoral artery or proximal popliteal artery
- Degree of stenosis  $\geq 70\%$  (visual angiographic assessment)
- Vessel diameter  $\geq 4$  mm and  $\leq 6$  mm
- Total lesion length  $\geq 30$  mm and  $\leq 140$  mm
- 5-year follow-up

### BASELINE CHARACTERISTICS:

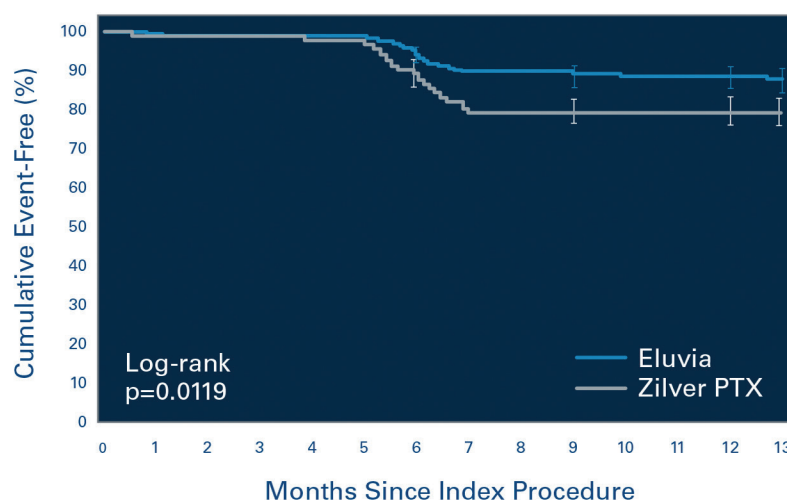
Patient Demographics	Eluvia (n=309)	Zilver PTX (n=156)
Age (Years)	68.5±9.5	67.8±9.4
Male Gender	66.0%	66.7%
Diabetes Mellitus	41.7%	43.6%
History of Smoking	86.1%	84.0%
Hypertension	82.2%	85.3%
Hyperlipidemia	76.3%	75.6%
Coronary Artery Disease	50.8%	45.2%

Lesion Characteristics	Eluvia (n=309)	Zilver PTX (n=156)
Reference Vessel Diameter (mm)	5.0±0.8	5.1±0.8
Target Lesion Length (mm)	86.5±36.9	81.8±37.3
Severely Calcified	40.1%	32.3%
Percent Diameter Stenosis	80.7±16.5	80.8±16.4
Total Occlusions	31.2%	30.3%
Extending into Distal SFA	66.3%	65.4%
Extending into PPA	18.0%	12.7%

### 12-MONTH PRIMARY PATENCY RESULTS:

Eluvia demonstrated a **statistically significant difference in primary patency** compared to Zilver PTX at 12 months in the IMPERIAL Trial.

### KAPLAN-MEIER PRIMARY PATENCY RATES



Eluvia (n=309)

**88.5%**

Zilver PTX (n=156)

**79.5%**

\*Defined as a binary endpoint determined to be patent when the duplex ultrasound (DUS) Peak Systolic Velocity Ratio (PSVR) is  $\leq 2.4$  at the 12-month follow-up visit, in the absence of clinically-driven TLR or bypass of the target lesion.

1. Superiority determined in Post Hoc Superiority Analysis. 12-Month Primary Patency rate of 86.8% in the Eluvia arm vs. 77.5% in the Zilver PTX arm (p-value = 0.0144).

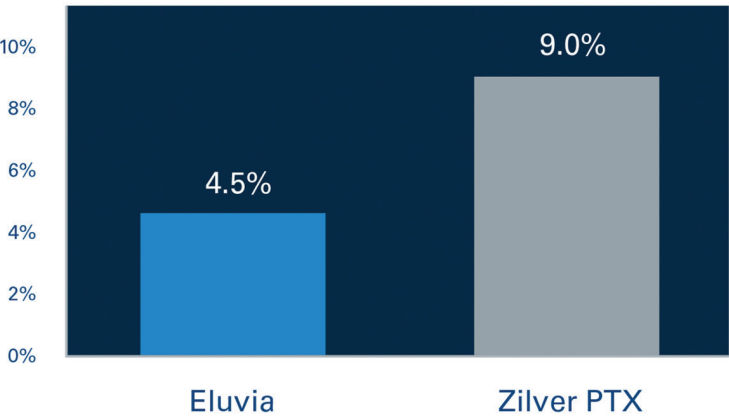
# Randomized Controlled Trial | 12-month results

## 12-MONTH SAFETY RESULTS:

- 95.1% of Eluvia patients were free of Major Adverse Events at 12 months (vs. 91.0% of Zilver PTX patients)
- Eluvia demonstrated half the target lesion revascularization rate of Zilver PTX at 12 months (4.5% vs. 9.0%)

	Eluvia	Zilver PTX	p-value
12-month MAE	4.9%	9.0%	0.0975
All Causes of Deaths at 1 Month	0.0%	0.0%	Undefined
Target Limb Major Amputation	0.3%	0.0%	1.0000
Target Lesion Revascularization	4.5%	9.0%	0.0672

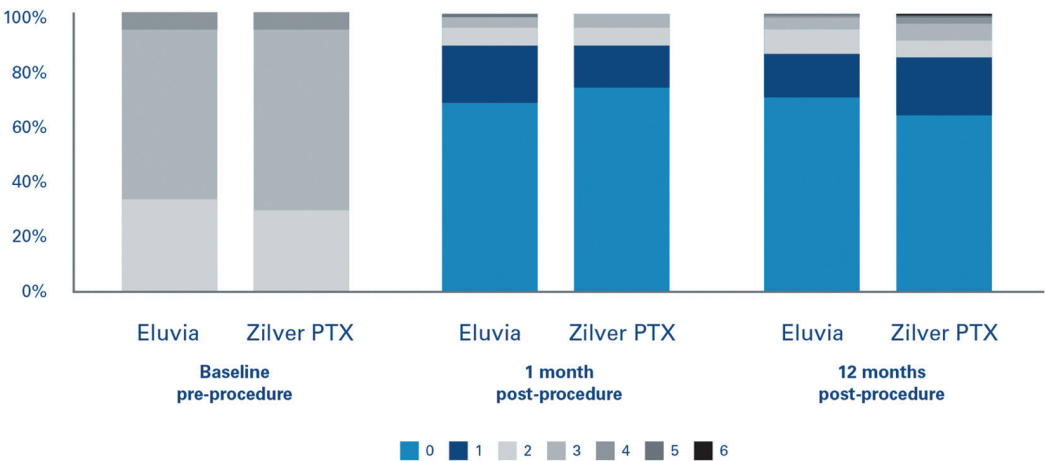
## CLINICALLY-DRIVEN TLR RATE | 12 MONTHS



## PATIENT OUTCOMES:

- 85.8% of Eluvia patients presented with no or minimal claudication (Rutherford 0-1) at 12 months (vs. 84.5% of Zilver PTX patients)
- 89.6% of Eluvia patients had improvement by at least 1 Rutherford category compared with baseline without the need for TLR (vs. 83.1% of Zilver PTX patients)

## RUTHERFORD CATEGORY



**Boston  
Scientific**  
Advancing science for life™

Peripheral Interventions  
[www.bostonscientific.eu](http://www.bostonscientific.eu)

© 2018 Boston Scientific Corporation  
or its affiliates. All rights reserved.  
PI-572419-AA

The law restricts these devices to sale by or in the order of a physician. Indications, warnings, and instructions for use can be found in the product labeling supplied with each device. Information for the use only in countries with applicable health authority product registrations. This material is not for use or distribution in France. Eluvia is a registered or unregistered trademark of Boston Scientific Corporation or its affiliates. All other trademarks are the property of their respective owners.

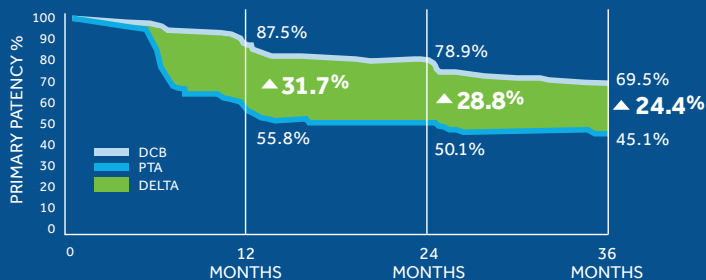


# "THREE YEARS WITH NO REINTERVENTIONS, MEANS I AM BACK IN ACTION."<sup>1</sup>

This is what longer term patency looks like.

Doctors are seeing primary patency of 69% at 3 years, with the IN.PACT™ Admiral™ DCB.<sup>1</sup> In fact, with patency this exceptional,<sup>1</sup> it's beginning to look more like bypass than PTA.<sup>2</sup> **IN.PACT™ Admiral™ drug-coated balloon: It's the DCB that will change the way you think about DCBs.**

IN.PACT™ Admiral™ DCB<sup>1</sup>



Learn why the IN.PACT™ Admiral™ DCB outperforms other DCBs at [Medtronic.com/dcbresults](https://www.medtronic.com/dcbresults)

Note: Individual results may vary. IN.PACT™ Admiral™ DCB is approved for the treatment of PAD disease in the femoropopliteal. See IFU for more information.

1. Medtronic Data on file. "The IN.PACT SFA Trial investigated the safety and efficacy of IN.PACT™ Admiral™ DCB versus PTA.: 1-year Outcomes: IN.PACT Admiral IFU M052624T001 Rev. 1F. 2-year Outcomes: Laird et al, JACC, VOL. 66, NO.21, 2015. 3-year Outcomes: Schneider et al. Circ Cardiovasc Interv. 2018;11:e005891. Treatment of Drug-Coated Balloons IS Durable to 3 Years in the Femoropopliteal Arteries. Long-Term Results of the IN.PACT SFA Randomized Trial. Primary Patency is defined as freedom from core laboratory-assessed restenosis (duplex ultrasound PSVR ≤2.4) and clinically driven target lesion revascularization through 12, 24, and 36 months (adjudicated by a Clinical Events Committee blinded to the assigned treatment). The primary patency was calculated based on Kaplan-Meier estimates.

2. Scali et al: Long-term results of open and endovascular revascularization of superficial femoral artery occlusive disease. J Vasc Surg. 2011 Sep; 54(3): 714-721.

# BVM

24 hours a day

**Still Here After 29 Years**

**Continuing to Deliver Leading Edge Medical Devices and  
Outstanding Customer Service to Improve Patient Outcomes**



**GI Stents**



**0.035" and 0.018"  
Access and Exchange**



**DuraSheath**

**Kink Resistant  
Introducer Sheath**



**Drainage Solutions**



**GI Stents / Ultra Sound**



**Radial Compression Device**



**6/7fr Occlusion Balloon**



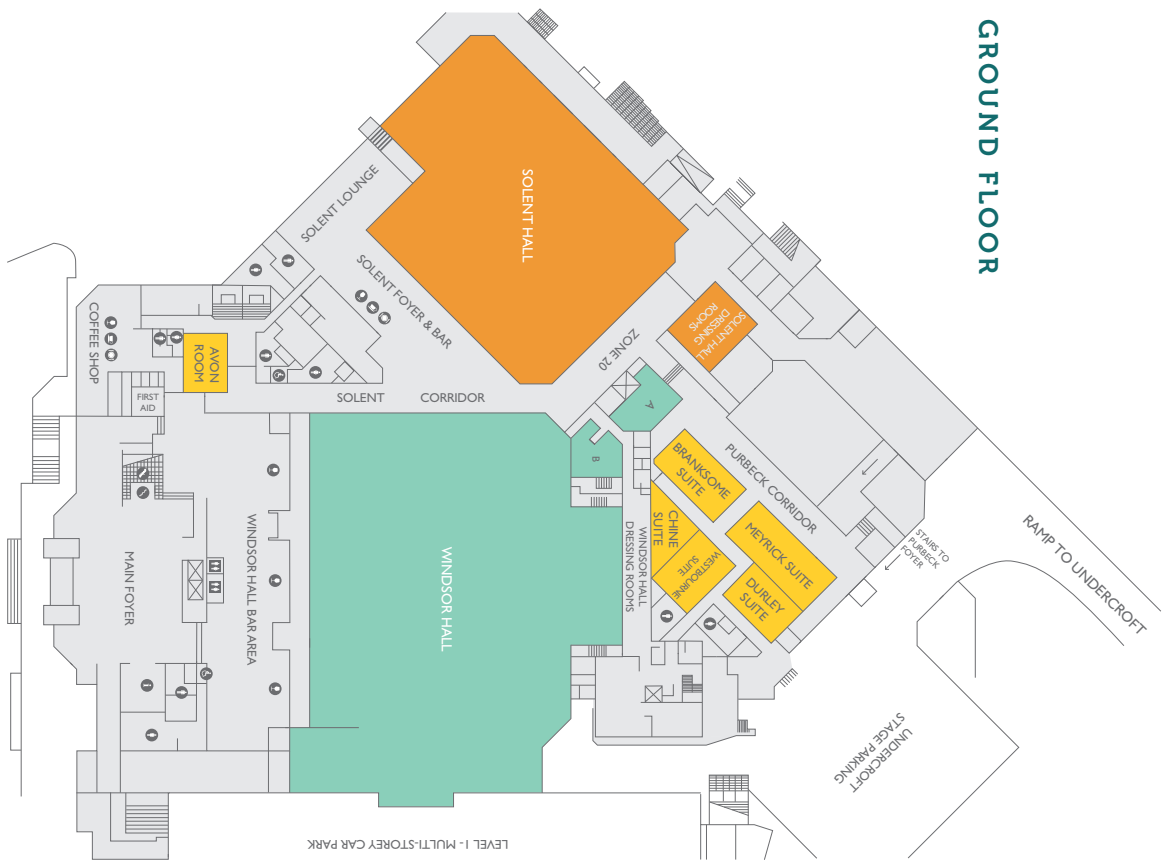
**Radio Frequency Ablation  
Tumour and Thyroid**



**Hydrophilic Guidewires  
and Microcatheters**

BOURNEMOUTH INTERNATIONAL CONFERENCE CENTRE

GROUND FLOOR



FIRST FLOOR

